

Make some **My Little Fox** bookmarks!



First print out the bookmarks on cardstock.

[Download this page here.](#)

Make some **MY LITTLE FOX** bookmarks!

Print this sheet on
cardstock.

Color the foxes.

Then cut them out.

Have a grown-up
help you with cutting
the paws.



They're fun!!!



ps. the paws hang over the page
and hold your place in the book.

© Rick Chrustowski

www.rickchrustowski.com



Next, break out your crayons or colored pencils and start coloring.




Wait - What? A **blue** fox? Sure, why not?

What color is your fox? There are lots of cool colors in the world.



Now cut out your foxes.
Careful with those scissors, you guys.



Ask a grown-up for help cutting the paws. These will hook over the pages of the book.



Check it out! You made your own *My Little Fox* bookmarks.



You are **AWESOME!**



Make a bunch and give some to your friends!